

Calamos Growth and Income Fund



One Solution May Help Address Multiple Asset Allocation Needs

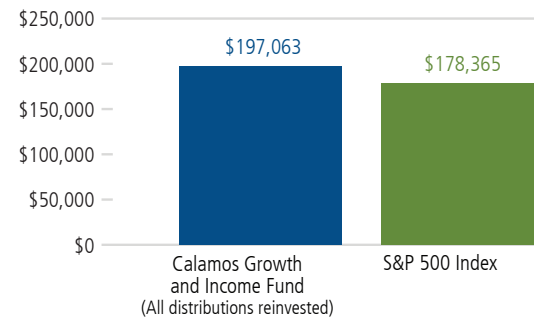
Calamos Growth and Income Fund offers a differentiated approach to equity participation, risk management and income generation. As a result, it can help advisors solve for a range of client needs.

Example 1: Investor Seeking a Core, Lower-Volatility Equity Allocation

Many investors recognize the importance of long-term equity exposure but want to mitigate volatility. Calamos Growth and Income Fund has historically delivered both, **providing market outperformance with below-market volatility since inception**. A hypothetical \$10,000 investment in the fund at its inception, with all distributions reinvested, would have outperformed the broad stock market, as measured by the S&P 500 Index, with less volatility, as measured by standard deviation.

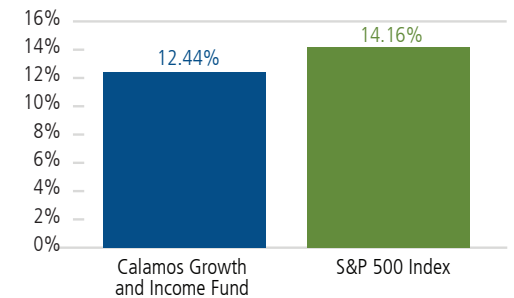
A HISTORY OF OUTPERFORMING THE MARKET ...

Growth of \$10,000, since inception through 12/31/2018



... WITH LESS VOLATILITY

Standard Deviation, since inception through 12/31/2018



Example 2: Investor Seeking Equity Participation with Income

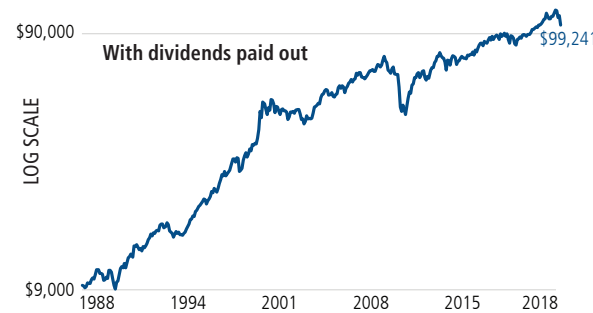
Other investors may place a greater emphasis on current income as they pursue capital appreciation. A hypothetical \$10,000 investment in the fund at its inception that reinvested capital gains but **paid out dividends would have provided meaningful capital appreciation—and income**.

Growth of \$10,000 is for the Fund's Class A shares and includes the Fund's maximum front-end sales charge of 4.75% for a net initial investment of \$9,525. Results are before taxes on fund distributions and assume reinvestment of dividends and capital gains, except as noted. Index data shown is from 9/30/88, since comparative index data is available only for full monthly periods. Source: Morningstar.

Standard deviation is a statistical measure of the historical volatility of a mutual fund or portfolio, with higher values indicating greater volatility. Data shown is for Class A shares.

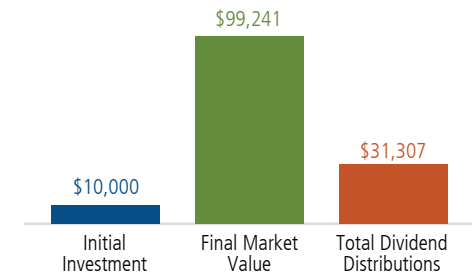
THE FUND HAS DELIVERED GROWTH OVER TIME ...

Growth of \$10,000, since inception through 12/31/2018



... WITH INCOME

Results, since inception through 12/31/2018



Logarithmic scales can be useful when looking at performance data over a long period. Common percent changes are represented by an equal spacing between the numbers in the scale. For example, the distance between \$1 and \$2 is equal to the distance between \$2 and \$4 because both scenarios represent a 100% increase in price.

Calamos Growth and Income Fund

A shares **C shares** **I shares**
 CVTRX CVTCX CGIIX

For more information, please visit www.calamos.com or contact us at 800.582.6959.

AVERAGE ANNUAL RETURNS

DATA AS OF 12/31/2018

	1-YEAR	3-YEAR	5-YEAR	10-YEAR	SINCE I SHARE INCEPTION (9/18/97)	SINCE A SHARE INCEPTION (9/22/88)
Calamos Growth and Income Fund						
I shares – at NAV	-3.63%	6.50%	5.77%	9.97%	8.89%	N/A
A shares – at NAV	-3.87	6.25	5.52	9.70	N/A	10.52%
A shares – Load adjusted	-8.44	4.54	4.50	9.17	N/A	10.35
S&P 500 Index	-4.38	9.26	8.49	13.12	6.67	10.02
ICE BofAML All U.S. Convertibles ex Mandatory Index (V0A0)	0.65	9.16	6.70	12.60	7.16	9.13
Morningstar Allocation - 70% to 85% Equity Category	-7.93	5.03	3.55	9.09	4.83	7.81

Performance data quoted represents past performance, which is no guarantee of future results. Current performance may be lower or higher than the performance quoted. The principal value and return of an investment will fluctuate so that your shares, when redeemed, may be worth more or less than their original cost. Performance reflected at NAV does not include the Fund's maximum front-end sales load of 4.75%. Had it been included, the Fund's return would have been lower. For the most recent fund performance information visit www.calamos.com.

The ICE BofAML All U.S. Convertibles Ex Mandatory Index "Since A share Inception" start date is 9/30/88 and "Since I share Inception" start date is 9/30/97.

As of the prospectus dated 3/1/18, total expense ratios are as follows: Class A shares, 1.12% Class I shares, 0.87%.

Class I shares are offered primarily for direct investment by investors through certain tax-exempt retirement plans (including 401(k) plans, 457 plans, employer-sponsored 403(b) plans, profit sharing and money purchase pension plans, defined benefit plans and non-qualified deferred compensation plans) and by institutional clients, provided such plans or clients have assets of at least \$1 million. Class I shares may also be offered to certain other entities or programs, including, but not limited to, investment companies, under certain circumstances.

There can be no assurance that the Fund will achieve its investment objective.

The ICE BofAML All U.S. Convertibles ex Mandatory Index (V0A0) represents the U.S. convertible market excluding mandatory convertibles. The S&P 500 Index is generally considered representative of the U.S. stock market. Morningstar Allocation-70% to 85% Equity funds seek to provide both income and capital appreciation by investing in multiple asset classes, including stocks, bonds, and cash. These portfolios are dominated by domestic holdings and have equity exposures between 70% and 85%.

Unmanaged index returns assume reinvestment of any and all distributions and, unlike fund returns, do not reflect fees, expenses or sales charges. Investors cannot invest directly in an index.

Important Risk Information. An investment in the Fund(s) is subject to risks, and you could lose money on your investment in the Fund(s). There can be no assurance that the Fund(s) will achieve its investment objective. Your investment in the Fund(s) is not a deposit in a bank and is not insured or guaranteed by the Federal Deposit Insurance Corporation (FDIC) or any other government agency. The risks associated with an investment in the Fund(s) can increase during times of significant market volatility. The Fund(s) also has specific principal risks, which are described below. More detailed information regarding these risks can be found in the Fund's prospectus.

The principal risks of investing in the Calamos Growth and Income Fund include: convertible securities risk consisting of the potential for a decline in value during periods of rising interest rates and the risk of the borrower to miss payments, synthetic convertible instruments risk consisting of fluctuations inconsistent with a convertible security and the risk of components expiring worthless, equity securities risk, growth stock risk, small and mid-sized company risk, interest rate risk, credit risk, liquidity risk, high yield risk, forward foreign currency contract risk and portfolio selection risk.

Before investing carefully consider the fund's investment objectives, risks, charges and expenses. Please see the prospectus and summary prospectus containing this and other information which can be obtained by calling 1-800-582-6959. Read it carefully before investing.

CALAMOS
INVESTMENTS

Calamos Financial Services LLC, Distributor
 2020 Calamos Court | Naperville, IL 60563-2787
 800.582.6959 | www.calamos.com | caminfo@calamos.com

© 2019 Calamos Investments LLC. All Rights Reserved. Calamos® and Calamos Investments® are registered trademarks of Calamos Investments LLC.

GIHYPOSS 18596 1218R Q
 Exp. 12/19